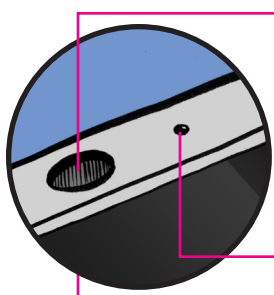


iPad

An introductory guide

Hardware

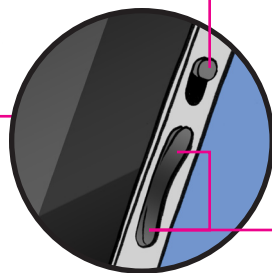


Headphone Jack – If you wish to use headphones, plug them in here.


Microphone – The tiny hole is the microphone.



Sleep/Wake Button – This button turns the screen on and off. When the screen is off, the iPad is still on, always ready to “wake up.”



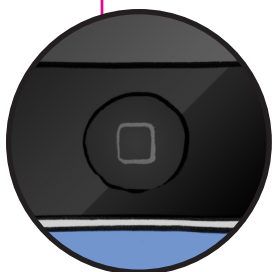
Screen Lock – This switch locks the screen in one orientation, instead of rotating with the iPad.



Volume Buttons – These control the iPad’s volume, up or down.



Dock Connector – This is where you plug in the iPad to charge, and where it connects to the keyboard dock.



Home Button – This is the only physical button on the front of the iPad. If you click it, you will return to the Home Screen. It can also wake the iPad from sleep.

Getting started

When you wake the iPad, you'll be presented with the **Lock Screen**:



Slide to unlock – Slide your fingertip across this switch to leave the Lock Screen and start using your iPad.

Slideshow – Tap here to put the iPad into “picture frame mode,” showing a slideshow of your photos.




Home Screen – After you “swipe to unlock” this is the default screen for the iPad. It is a collection of icons that bring you to apps to perform specific tasks. Swipe your finger from right to left to move to an additional Home Screen, where extra apps may live.



Apps

What are apps, anyway!? – An app is a piece of software dedicated to a task or type of information. For example, Safari browses websites, Mail is for reading and writing emails, and Photos is for viewing your photo collection. Your apps are found on the Home Screens, represented by colorful square icons. To use an app, just tap it's icon once with your fingertip.



Safari



Mail



Photos



App Store

The iPad comes with a handful of built-in apps made by Apple. Others are available through the App Store (some are free, some paid). These include recipe browsers, news readers, shopping apps, and more.

To exit any app and return to the Home Screen, click the Home Button on the front of the iPad.

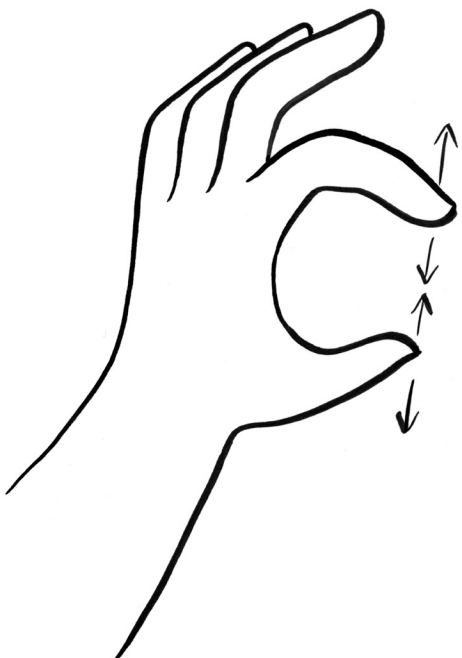


Touch gestures



Tapping and dragging with a single fingertip is the primary way you control the iPad. It will not respond to a fingernail.

Tap twice with three fingers to zoom in on the whole screen like a magnifying glass. Pan around by dragging with three fingers. Tap twice with three fingers again to zoom back out.



Enlarge images, webpages, and maps by moving two fingers apart. Pinch with two fingers to shrink the image.

What if...

...all the app icons are wiggling?

This happens when instead of lightly tapping on an app icon (to launch the app), you hold your finger on the app icon for a few seconds. The wiggling mode means you can rearrange the icons to your liking. Just drag them around with your fingertip. This “wiggling” mode is also how you delete extra apps you no longer want. Just tap the **X** on any app icon to delete the app. To stop rearranging or deleting app icons and go back to normal usage, just click the Home Button.

...I accidentally delete an app I paid for?

Apple remembers your purchasing history. If you delete a paid app, you will not be charged again for downloading it a second time. Just find the app in the App Store like usual, and when it downloads, a message will pop up telling you that you were not charged.

...there is a red number on an app icon?

This indicates that something is new, updated, or needs your attention. For example, if there is a red number 3 on the Mail icon, it means you have 3 new emails. Or, if there is a red number 2 on your App Store icon, two of your apps have updated versions available. Perhaps the people who made the app have fixed a bug, or maybe they’ve added a new feature.

...it locks up or won’t turn on?

The iPad is, after all, a computer. It may suddenly stop responding to your actions. If it has locked up, hold down the Home Button and the Sleep/Wake Button for about 5-10 seconds. The screen will go black, and then a silver Apple logo will appear. This indicates that the iPad is restarting.